

The rules for separating plastics will change from April 2025. Check page 11 for details !

Table of contents: INDEX

Resources and **garbage** How to divide/put out

Shimosuwa Town Guidebook

Please fill in the collection day for your area.

Burnable garbage

Landfill garbage

Recyclables

day of week

day of week

day of week



Search for how to separate and dispose of garbage by item name (in alphabetical order)!

Please use the garbage sorting promotion app San-arū!



Download on the
App Store



GET IT ON
Google Play

It is packed with useful features such as garbage sorting search, garbage collection calendar for your area, garbage collection notification, map guidance, and a garbage collection handbook. There is no registration fee, usage fee, or personal information registration. You can register by scanning the 2D code on the left.

P1 Rules for taking out trash

P2 Garbage collection days by district

P3~ Burnable garbage

P5~ Recyclables

P11~ Plastic resources

P14 Landfill garbage

P15~ Recyclables collection base

P17~ Difficult to process

P19~ Garbage separation list

P23 Notice from the town

Rules for taking out trash

Separate properly

- Please place each type of garbage in a designated garbage bag provided by ShimoSuwa Town.
- Please write your name (first and last name) on the designated bag and tie the opening of the bag closed without using duct tape or string.

at the appointed date and time

- Please observe the collection days at your nearest local collection site.
- Regardless of the time the collection truck arrives, please put your garbage out at your local collection site between 6:00 and 8:00 a.m.

In a designated place

- It is your responsibility to make sure that your rubbish is collected.
- If you do not know where your nearest collection point is or what day it is collected, please ask your neighbors or contact the town Resident and Environment Division.



Let's protect it!
Taking out the trash

3 Principles



Garbage that violates the rules will not be collected!

*Business waste from stores, companies, etc. cannot be put out at local collection points or resource collection points. Please bring it to a waste disposal facility yourself or ask a licensed waste disposal company (see Shimosuwa Town website) to do so.

*Please do not put out garbage at collection points other than those in your area.

*The contents of unsorted garbage bags may be checked.

Any unsorted garbage bags will have a violation sticker attached to them and will be placed at the local collection site. If you find a sticker on the bag you put out, please take it home, sort it properly, and put it out again on collection day.

•Type of garbage•

Please use Shimo-Suwa Town designated garbage bags. Garbage bags from other cities and municipalities cannot be used.



[Burnable garbage]

-Twice a week-


A translucent pink bag with red lettering. It cannot be recycled and is combustible.



[Resource]

-Once a week-

A transparent bag with blue lettering. Items that can be recycled include cans, pins, plastic bottles, and paper.



[Plastic resources]

Transparent bag with black lettering. The "Pra" mark is displayed on containers, packaging, and products made entirely of plastic materials.



[Landfill garbage]

-Once a month-

A transparent bag with green lettering. Ceramics, glass, etc. that cannot be recycled or burned.

●Garbage collection day●

Garbage is collected three times a week.
Burnable garbage is collected twice a month and recyclables are collected once a month (landfill garbage is collected once a month).

Please put out recyclable resources and garbage at your local collection site on the collection day (from around 6:00 am to 8:00 am). Please follow the rules and make an effort to keep your neighborhood clean. Putting out garbage on days other than collection days or at night may lead to the theft of recyclable resources or arson.

	District	Burnable garbage	Recyclables	Landfill garbage
①	Higashimachiue	Tue・Fri	Mon	Mon
	Higashimachinaka	Tue・Fri	Mon	Mon
	Higashimachishita	Tue・Fri	Thu	Thu
	Nakamachi	Tue・Fri	Thu	Thu
	Daimon	Tue・Fri	Thu	Thu
	Tanakamachi	Tue・Fri	Thu	Thu
	Yagimachi	Tue・Fri	Thu	Thu
	Sakuramachi	Tue・Fri	Thu	Thu
	Midorimachi	Tue・Fri	Thu	Thu
	Tatsumachi	Tue・Fri	Thu	Thu
②	Koyunoue	Tue・Fri	Thu	Thu
	Yokomachikinoshita	Tue・Fri	Thu	Thu
	Yudamachi	Tue・Fri	Mon	Mon
		Tue・Fri	Thu	Thu
	Mitamachi	Tue・Fri	Thu	Thu
	Tsukadamachi	Tue・Fri	Thu	Thu
	Taisyadori	Wed・Sat	Tue	Tue
③	Tomonomachi	Mon・Thu	Tue	Tue
	Hirosecho	Mon・Thu	Tue	Tue
	Fujimicho	Mon・Thu	Tue	Tue
	Sugenomachi	Mon・Thu	Tue	Tue
		Wed・Sat	Tue	Tue
	Kamibappa	Wed・Sat	Tue	Tue
	Hirasawacho	Mon・Thu	Tue	Tue
	Tyuodori	Mon・Thu	Tue	Tue
	Hanasakicho	Mon・Thu	Tue	Tue
	Nakashiocho	Mon・Thu	Tue	Tue
	Kasugacho	Mon・Thu	Tue	Tue
	Yagihigashi	Mon・Thu	Tue	Tue
	Yaginishi	Mon・Thu	Tue	Tue
	Higashiyayoicho	Mon・Thu	Tue	Tue
	Nishiyayoicho	Mon・Thu	Tue	Tue
	Sakaecho	Mon・Thu	Tue	Tue
	Akebonocho	Mon・Thu	Tue	Tue
	Sakigakecho	Mon・Thu	Tue	Tue

	District	Burnable garbage	Recyclables	Landfill garbage
③	Kitashiou	Mon・Thu	Wed	Wed
	Higashisiou	Mon・Thu	Wed	Wed
	Nishisiou	Mon・Thu	Wed	Wed
	Minamishiou	Mon・Thu	Wed	Wed
	Higashitakanomachi	Mon・Thu	Wed	Wed
	Nishitakanomachi	Mon・Thu	Wed	Wed
	Simizumachi	Mon・Thu	Wed	Wed
	Higashiakasuna	Mon・Thu	Wed	Wed
	Nisiakasuna	Mon・Thu	Wed	Wed
	Kamikubo	Wed・Sat	Tue	Tue
④	Kubokaidou	Wed・Sat	Tue	Tue
	Kohanchominami	Wed・Sat	Fri	Fri
	Kohanchokita	Wed・Sat	Fri	Fri
	Takeikita	Wed・Sat	Thu	Thu
	Takeiminami	Tue・Fri	Thu	Thu
		Wed・Sat	Thu	Thu
	Higasitakaki	Wed・Sat	Fri	Fri
⑤	Nishitakaki	Wed・Sat	Fri	Fri
	Minamitakaki	Wed・Sat	Fri	Fri
	Kitatakaki	Wed・Sat	Fri	Fri
	Hagikura	Tue・Fri	Mon	Mon
⑥	Toyohashi	Tue・Fri	Mon	Mon
	Higashimata	Tue・Fri	Mon	Mon
	Machiyashiki	Tue・Fri	Mon	Mon
	Shimoyashiki	Tue・Fri	Mon	Mon
⑦	Higashiyamada	Mon・Thu	Tue	Tue
		Tue・Fri	Mon	Mon
⑧	Yashirohigashimachi	Mon・Thu	Tue	Tue
⑨	Hoshigaoka	Tue・Fri	Mon	Mon
⑩	Nishiyutaka	Wed・Sat	Fri	Fri
	Nishihama	Wed・Sat	Fri	Fri
	Takahama	Wed・Sat	Fri	Fri
	Higasiyutaka	Wed・Sat	Fri	Fri
	Hongou	Wed・Sat	Fri	Fri
	Gokan	Wed・Sat	Fri	Fri
	Tomigaoka	Wed・Sat	Fri	Fri
	Sekiya	Wed・Sat	Fri	Fri

Days of no collection

Sundays/Obon (August 15th and 16th)/New Year's holiday (December 29th to January 3rd of the following year)

*Please check the attached "Recycling Calendar."

You can also check it out on "Shimosuwa i-Map" (Shimosuwa Town Map Information System)

*There are some areas where collection areas are complicated at the borders of districts. If you are unsure of the collection place or day, please check with your neighbors or the town hall.





Twice a week/There is a fee

Burnable garbage

It cannot be recycled and is combustible.




Rule

Be sure to remove any non-burnable materials, such as metal.

1 Plastics that cannot be recycled


- ! Plastic that cannot be cleaned should be disposed of as "burnable garbage."



2 Rubber products, wood products, etc.

Chopsticks, skewers, toothpicks, etc. should be broken in half.

- ! No construction waste will be accepted.



3 Old fabrics that cannot be recycled

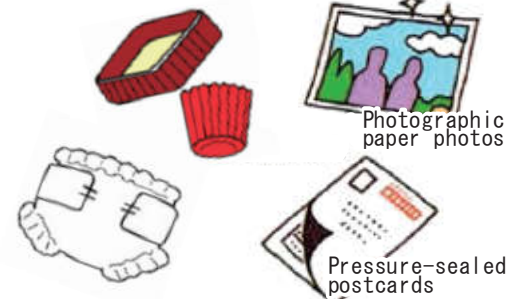
Items include shoes, non-reusable clothing, fabric products, leather products, etc.

- ! If the item does not fit into the designated bag, remove any metal objects and take it to the Lake Suwa Clean Center or to a large hazardous materials collection (There is a fee)



4 Paper that cannot be recycled

- ! Paper cartons with a silver lining (mainly for alcoholic beverages), paper soiled with food or oil, waterproof paper such as paper cups, and photo paper cannot be recycled and should be disposed of as "burnable waste."



5 Pruned trees, grass, fallen leaves, and items from fields

Pruned trees should be cut to a diameter of 25cm or less and a length of 60cm or less, and bundled into a bundle of about 30cm in diameter. Wrap a 45L "burnable garbage bag" with your name on it around the bundle.



Anything other than pruned trees will not be collected even if you wrap it in a garbage bag. From May to November, they will be collected as recyclable items (P9).



6 Food waste

Food leftovers, cooking scraps, fruit peelings, shells, fish bones, etc.

- ! Drain well.

Eat everything and recycle food waste to prevent damage from crows. (For details, see page 23.)

Recycle resources as much as possible!



7 Large burnable garbage

This applies to wooden furniture, futons, carpets, etc.
Remove metal objects, disassemble and cut into pieces no longer than 200cm in length, 120cm in width and 5cm in thickness, and take them to the Lake Suwa Clean Center (There is a fee).



! If it is difficult to disassemble or cut, take it to a large hazardous materials collection (p16) or a disposal company (There is a fee).

Disposal of dead animals (pets)

① Pets with owners

The handling fee for bringing the item to the Lake Suwa Clean Center is 940 yen per item.

② If an animal is dead on private property

The town does not collect animal carcasses from areas other than public land. Carcasses on private property, such as in a private garden or at a business premises, must be disposed of by the landowner or manager.

*When bringing it to the Lake Suwa Clean Center, please place it in a plastic bag, tie the top, and then seal the cardboard box before bringing it in. When bringing it in, please be sure to inform the local staff that it is an animal carcass. (There is a fee)



Bringing in "burnable garbage" directly

Lake Suwa Clean Center (Okaya City)

Reception hours: Monday to Friday 8:30am to 4:00pm

Saturday 8:30am to noon

Closed: Sundays, New Year's holidays

(December 31st to January 3rd of the following year)

*If there are any temporary closures, we will notify you by group circulars, etc.

Burnable garbage

Items placed in the town's designated "burnable garbage bags" will be accepted free of charge. If the item is not in a bag or does not fit in a bag, a disposal fee of 110 yen per 10 kg will be charged. When bringing it in, you will need to show your identification (driver's license, etc.).

*Please be sure to separate the items by removing any metal parts, etc.

Please separate
your garbage
before bringing
it in!



You can
check
the map

Click here for directions to
the Lake Suwa Clean Center





Recyclables

Once a week/free

Things that can be recycled.
They will be reused and recycled.



Rule ①

The items collected change depending on the collection period, so please check the collection date and items on the "Recycling Calendar."

Rule ②

Please use separate bags for each item. Mixed items will not be collected!

1 Aluminum can




2 Steel cans



- Rinse the insides and separate the aluminum and steel cans.
- Please separate can lids according to the instructions written on them.

✗ Not eligible for collection

The correct way to dispose of spray cans



Spray cans should be disposed of as metal items (P7).

STEP
01



① Empty the contents

STEP
02



② Release the gas

STEP
03



③ Dispose of as metals

3 Plastic bottles



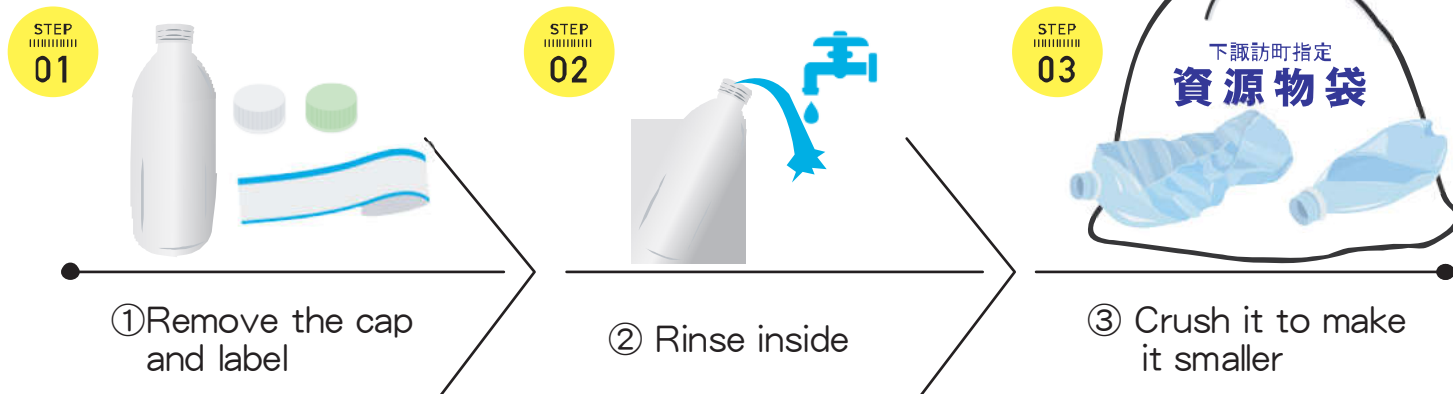
Items with this mark

Collection date

Week 1

Week 3

- Crush it to carry a lot of it.
- You can also use the town's designated "old burnable garbage bags."



✗ Not eligible for collection

Caps and labels should be disposed of as plastic resources (P12).

4 Colorless bottles, brown bottles, other colored bottles (Food and drink bottles)



- Even if the bottle breaks, do not put it in the landfill garbage.
- Remove the cap and nozzle.
- Rinse the inside and separate by material and color.
- For bottles of cooking oil or sesame oil, please empty the contents and dispose of them by color.
- Bottles that have been painted and sanded can be judged by the color of the mouth.

✗ Not eligible for collection

- Returnable bottles such as beer bottles and one-sho bottles should be taken to retailers.
- Bottles with solidified contents such as nail polish should be disposed of as landfill garbage (P14).
- Glass products, ointment pins, and milky white ceramics go in the "landfill" garbage (P14).



- Metal items and small appliances should be put into recyclable bags.
- Be sure to remove the battery.
- Wrap knives and sharp objects in paper.



When disposing of spray cans, be sure to use up the entire contents and poke a hole in them before throwing them out.

Danger



✗ Not eligible for collection

- Large metal objects and small appliances that do not fit into recyclable bags should be collected during the spring and fall large hazardous materials collection (p.16), monthly collection (p.16), or by a disposal company (there may be a processing fee).
- Four items based on the Home Appliance Recycling Law

Home appliances based on the Home Appliance Recycling Law (specified home appliances)



Tv set



Air conditioner



**washing machine,
dryer**



Refrigerator freezer

Processing method is P17



Please also use the small appliance collection box.

There are small appliance collection boxes in seven locations in the town, so you can also collect them there.

Collection box installation location

Friend Yazaki	Elderly welfare center
Yutanpo	Shimosuwa Town Hall
Cultural center	Library
Cleaning center	

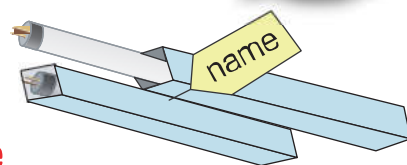


- ❗ Items larger than the collection box's opening cannot be put in. (Opening: 20cm x 40cm)
- ❗ Please note that the dates and times for bringing in items vary depending on the installation location.

6 Dry cell batteries, fluorescent tubes, light bulbs

Collection date
Week 5

- Place dry cell batteries in a small transparent bag so that the contents can be seen.
- Dry cell batteries, fluorescent tubes, and light bulbs should be placed together in a recyclable bag.
- Fluorescent tubes that do not fit into the recycling bags should be placed in a cover, tied with string, and have a name tag attached.



About dry batteries

Batteries to be collected

- alkaline battery
- manganese battery
- Coin battery (model code: CR or BR only)



Batteries not eligible for collection

Please consult the store or electronics store where you purchased the product.

[Small rechargeable battery]

- Nicad battery
- Nickel metal hydride battery
- Lithium ion battery

Various recycling marks



Collection BOX

The JBRC General Incorporated Association collects them through participating stores.

Please check the website below for participating stores.
https://www.jbrc.com/general/recycle_kensaku/



Small rechargeable battery recycling box
(Source: JBRC General Incorporated Association)



[Button battery/Model code: SR, LR, PR]

Button batteries are smaller and thicker than coin batteries.



Collection BOX

The Battery Association of Japan collects them through participating stores.

Please check the website below for participating stores.
<https://www.botankaishu.jp/m/top.php>



Button battery container
(Source: Battery Association of Japan)

Button battery
Model code: SR, LR, PR



Insulate button batteries with scotch tape.

7 Pruned trees, grass, and fallen leaves

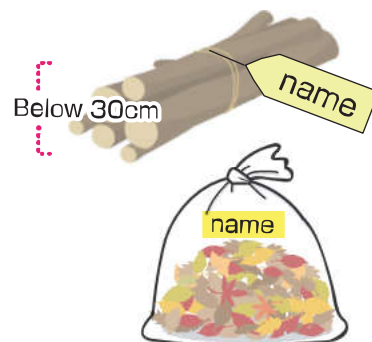
Collection date

Week 4

! Limited time collection from May to November

Pruned tree

- Pruning trees should be cut to a diameter of 25cm or less and a length of 60cm or less.
- They are bundled into pieces about 30cm in diameter and a name tag is attached.



Grass, fallen leaves, and things from the fields

- Be sure to remove any dirt or stones.
- Be sure to thoroughly remove any debris such as wire or vinyl.
- Place the garbage in a "recycling bag," a commercially available transparent bag of 45L or less, or a "burnable garbage bag" designated by the former town, and write your name on it.

X Not eligible for collection

Bamboo, bamboo grass, tree roots, thorny plants, designated invasive species, poisonous or diseased plants, hardened branch-like remains of crops such as tomatoes, eggplants, and corn, and waste from pest control cannot be recycled and should be disposed of as "burnable waste" (p.3).

8 Old cloth (clothing, towels, blankets, etc.)

- ! Please put it in a bag so that the contents can be seen.
- ! The target items are old fabrics that can be reused as second-hand goods.



Point!!
We do not have local collection.
Please use the collection box (base)!

Things to collect

- Clothing: Washed and free of tears, moth bites, mold, etc.
- Regardless of season or material, they will be reused as second-hand clothing.

【Belt, Bag, Stuffed toy, Hats, Blankets, Towels】



Put it in a clear bag and tie it up



Please use the old fabric collection box described on the next page.

*Please note that you cannot bring items to the cleaning center.

X Not eligible for collection

! Please dispose of it as "burnable garbage" (P3) or large hazardous materials (P16).

- shoes ● Zabuton, cushion ● Futon, pillow ● Cutting waste ● Items that are moth-eaten or moldy ● Items with dirt such as oil ● Carpet ● Mattress

[Large hazardous items collection only] ● Suitcases, carry cases, electric blankets





List of locations where old cloth collection boxes are installed

There are collection boxes in three locations in the town, so please use them.



Old cloth collection box
(next to the library)



Hoshigaoka waste paper
and cloth recycling station



Ekihigashi Recycling Station

9 Paper

In addition to local collection, please use the resource collection points (page 15). *Please note that you cannot bring them to the Cleaning Center.

Collection date
Week 2

Rule①


Please do not put out if it is raining or snowing. If in doubt, place it in a bag that allows you to see the contents to prevent it from getting wet.

Rule②

If you cannot tie the items together with string, please place them in a recyclable bag or paper bag.

Newspapers and inserts only.

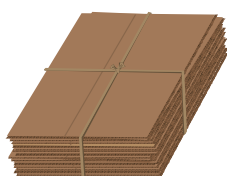
Do not put anything in the bag other than newspapers and flyer inserts.



Cardboard paper



Remove any duct tape or delivery slips, etc.

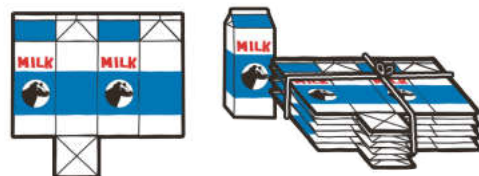


*"Cardboard" is a material with a cross-section shaped like this.

Paper pack



Rinse the inside with water and cut it open. Packs with a silver interior are classified as "burnable garbage."



Shredder paper

Place shredded paper in a recyclable bag or clear bag.

*Do not dispose of as combustible waste.



Other paper



(Magazines, books, pamphlets, paper packaging for sweets, postcards, etc.)

The binding method is not important, such as stapling or gluing.



Either tie the items together in a cross shape with string according to their type, or place them in a "recycling bag" or paper bag and put them out.



X Not eligible for collection Please dispose of it as "burnable garbage."

●Photo paper ●Vinyl-coated paper ●Thermal paper (receipts, etc.) ●Press-bonded postcards ●Adhesive Paper with stains on it, paper with smell, carbon paper (delivery slips, etc.), wet paper, Paper with oil or food on it, used tissues, toilet paper, etc.





1st week, 3rd week / Free

Plastic resources

45L
bag size

Containers, packaging and plastic materials bearing the mark

Collection will begin anew in April 2025. Please put items with the plastic mark or made of plastic materials into “plastic recyclable bags.”

Plastic containers and packaging (♻️ marked)

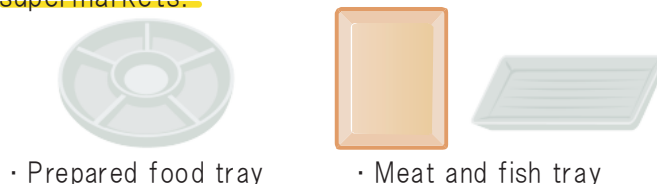
1 Cup/Pack

Cup noodle containers, lunch box containers, food bags, etc.



2 Trays (dish-shaped containers)

Food (fresh food and prepared foods) trays, etc. They are also collected in collection boxes at supermarkets.



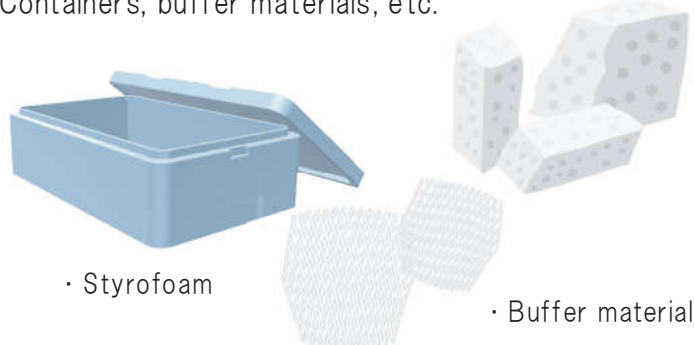
3 Bottle/Tube

Detergent, shampoo, seasonings, etc.



4 Styrofoam

Containers, buffer materials, etc.



5 Vinyl/Film/Bags

Snacks, refillable detergents, retort foods, plastic bags, exterior film, wraps, etc.



Products plastic 100% Plastic material



A list of product plastics available for collection is available here!



How do you expel it ?

下取訪問指定
プラスチック資源専用袋
名前 name


Please put plastic containers and packaging together with plastic products in a "plastic resource bag" and dispose of it!

Container packaging plastic



Cup noodle container

Rinse with water or wipe to remove any solids!



Tubes

Cutting the tube will make it easier to clean.

After rinsing with water, let it dry and then put it back in the bag!



Even if there is a little oil, it's OK as long as you squeeze out the contents!



Stickers, price tags, paint and other coatings can all be left as is!



If you are unsure of what category to separate your trash due to dirt, put it in the "burnable trash" category.

Products plastic

Disposable forks, spoons, straws, etc. made from 100% plastic

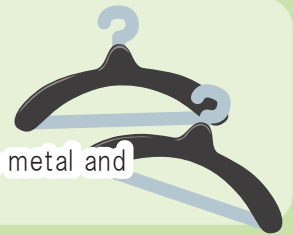


100% plastic toys



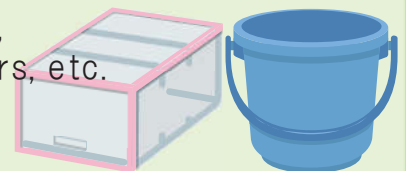
It cannot be salvaged if there are other materials that cannot be removed.

Hangers made of 100% plastic



*Separate wire hangers into metal and plastic categories.

Costume cases, plastic containers, etc.



Please be careful how you put it out!

→ Plastic recyclables with a long side exceeding 30cm



Cut into pieces less than 30cm long

→ Plastic and other materials Composite products, but other materials can be easily removed



Only plastic



Plastic bottle



※They will not be collected as plastic resources. However, the caps will be collected as plastic resources.

Plastic bottle (collection of conventional PET bottles only)

Rubber products/toothbrushes



Rubber hose



Rubber gloves



Toothbrush

Burnable garbage (items that are difficult to recycle)



Things that should never be included!!



The plastic is transported to an intermediate processing facility where it is sorted by hand. Please do not put anything dangerous in it.

Rechargeable battery
Products using rechargeable batteries



Spray can

Lighter



Distinguish


Small appliances or electronics retail stores
(Remove the battery)

Recyclables (metals)
(Disposable lighters are burnable trash)

Risk of fire!



Cutting tools such as cutters and scissors



Distinguish

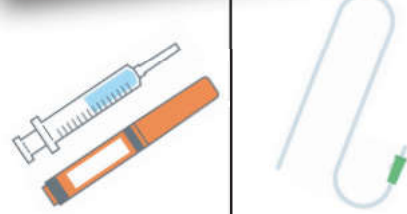
Burnable garbage or recyclables (metals)

Recyclables (metals)

Dangerous during collection and sorting!



Medical supplies that may be infectious



Distinguish

Return to medical institution.

Burnable garbage

There is a risk of infection for workers!



Check the material and size! Sorting tips!

Products made of 100% plastic

Long side is 30cm or less

*Excluding items with a thickness of approximately 5mm or more

Items with a long side exceeding 30cm

Can be cut to 30cm or less

Plastic resources

Large plastic resources
(Hard plastic only)

The long side

Anything over 30cm will be considered large plastic resources

Examples of large plastic resources (hard plastics)

Classification	Specified items
Kitchen utensils	Tray, Colander, Basin, Pickle Bucket, Cutting Board, Drainer, Cold Water Container
Bath supplies	Bath lid, Bath stool, Washbowl, Baby bath
Cleaning laundry supplies	Laundry basket, Dustpan, Bucket
Storage supplies	Costume cases, Containers, Shoe boxes, Document cases
furniture miscellaneous goods	Shopping baskets, Trash cans, Lighting covers, Plastic containers, Letter cases
Gardening supplies	Flower pots, Planters, Watering cans
Play equipment/leisure	Sled
Car supplies	Wheel cover

Collection date

Monthly collection day, held once a month

出す場所

Akasunazaki park

You can also bring it to the Shimo-Suwacho Cleaning Center (free of charge).



Once a month/There is a fee

Landfill garbage

It cannot be recycled and is non-combustible.



Rule ①

Please be sure to put it in the town-designated "landfill garbage bag."

Recyclable items will not be collected in "recycling bags."

Rule ②

For items with sharp edges, such as broken glass, please wrap them in paper and then place them in a bag.



Collection date is the 4th week!



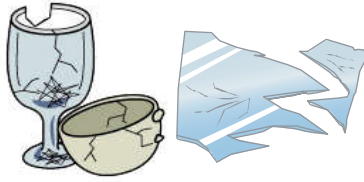
1

Vases, flower pots, ceramic tableware, etc.



2

Glass, glass cups, plates, heat-resistant glass, etc.



3

Glass nail polish container



4

"Milky white" container (made of earthenware/ceramic)



Bringing in recyclables and landfill garbage directly

Shimo-Suwacho Cleaning Center (above Suigetsu Park)

Reception hours: Monday to Friday 9:00am~4:00pm
Saturday 9:00am~11:00am

Closed: Sundays, national holidays, Obon (August 15th and 16th),

New Year's holidays (December 29th to January 3rd of the following year)

*In the event of temporary closures, we will notify you by group circulars, etc.

You can check the map



Recyclables [Free]

Accepted items

Aluminum cans

Colorless bottle

Metal

Fluorescent tubes/light bulbs

Steel cans

Brown bottle

Small appliances

Pruned trees, grass, fallen leaves

Plastic bottle

Other color bottles

Dry cell battery

Large plastic resources

Landfill garbage

Accepted items

Pottery

Glass

Milky white containers

If it is in a town-designated "landfill garbage bag," it is free. If it is not in a designated bag, a disposal fee of 110 yen per 10 kg will be charged.

✕ Not eligible for collection

- Old cloth and paper should be taken to the "Resource Collection Center" (P15).
- Trays and styrofoam should be placed in designated bags as "plastic resources" (P11) and taken to your local collection point.

We are distributing soil conditioners and miscellaneous wood chips for free!

Grass leaves discarded from within the town are turned into soil conditioner, and tree pruning is processed into wood chips, which are then given to you free of charge. These can be used in fields, flower beds, and planters.
◎ You can come by car and take home as much as you need.
◎ Please note that there may be small twigs, pebbles, etc. mixed in.



Shimosuwa Town Cleaning Center





Recyclables collection base

In order to reduce burnable garbage and reuse and recycle resources, the town has established collection points equipped with boxes and containers so that recyclable materials can be easily put out at any time. The 24-hour collection points are only viable if you follow the morals of those who put out their recyclable materials. Please refrain from malicious behavior such as "not following the disposal rules" and "bringing in garbage other than the items for collection." Please note that the collection points are closed during the New Year holidays and other times.

Ekihigashi Recycling Station

Things to collect

Aluminum cans

Colorless bottle

Old cloth

Paper pack

Steel cans

Brown bottle

Newspaper

Shredder paper

Plastic bottle

Other color bottles

Cardboard

Other paper



- Only recyclable materials from households are collected; recyclable materials from businesses are prohibited.
- We collect trash regularly, but please refrain from bringing it in when the collection containers are full. If you place trash around the containers, it will scatter and cause a nuisance to nearby residents and facilities.
- If you have a large amount of recyclable materials, please take them directly to the Town Cleaning Center.
- Please remove the cap and label from plastic bottles and crush them before disposal.
- Please be considerate and refrain from making noise at night when the local residents are resting.
- Please do not cause any inconvenience to users of the monthly parking lot on the premises or to neighboring houses.

Hoshigaoka Waste Paper and Cloth Recycling Station

Things to collect

Old cloth

Paper pack

Newspaper

Shredder paper

Cardboard

Other paper



- Only recyclable materials from households are collected; business recyclable materials are not permitted.
- Please be considerate and refrain from making noise at night when the local residents are resting.
- Please do not cause any inconvenience to users of the monthly parking lot on the premises or to neighboring houses.

Old cloth collection box (next to the library)

Things to collect

Old cloth

- Located next to the bicycle parking area at Shimo-Suwacho Library.
- Please do not bring in books borrowed from the library.



Ink cartridge collection box

- Used cartridges from major domestic printer manufacturers are eligible.
- Toner cartridges will not be collected.
- Please remove bags and boxes before disposal.

Installation location

- Town hall ○Cultural center ○Library
- Elderly welfare center ○Cleaning center

*Please note that the time and date for bringing in items may vary depending on the installation location.

Target manufacturers

- Brother ○Canon ○Epson ○hewlett packard



Small home appliance collection box

- This applies to small appliances that are generally smaller than hair dryers.
- Please do not put in any metal or other items that are not intended for collection.

Installation location


- Friend Yazaki ○Elderly Welfare Center
- Yutanpo ○Town Hall ○Cultural Center
- Library ○Cleaning Center

*Please note that the time and date for bringing in items may vary depending on the installation location.

Things to collect

- Small appliances





Event collection

You can put it out all at once!

We also do it on Sundays!

Monthly collection Free

Things to collect

Metal

small appliances

dry cell battery

Fluorescent tubes/light bulbs

Large plastic resources

In principle, the above items are collected at Akasunazaki Park parking lot from 9:00 am to 11:00 am on the third Sunday of every month. (Please be sure to check the recycling calendar for the annual collection dates.)

*Due to various events, it may not be possible to hold the event on the third Sunday. Any changes to the schedule will be announced on the town's website, San-Aru, etc.



Click here for details!



Large hazardous materials collection There is a fee

Twice a year, in spring and autumn, from 8:00 a.m. to 9:00 a.m., collection is carried out at designated locations in each ward and at the town hall employee parking lot, collecting large items that do not fit into the town-designated garbage bags, as well as items that are difficult to sort, such as those made of composite materials.

Examples of large dangerous goods

○Tires (automobile)	○Bowling ball	○Stroller	○Zabuton/cushion
○Wheel (automobile)	○Sewing machine (manual only)	○Child seat	○Carpet
○Bicycle	○Mattress	○Water heaters/hot water appliances	
○One wheel cart	○Sofa	○Rice bin	○Yoshizu(Within 3m x 2m)
○Tricycle	○TV stand	○Range stand/gas stand	○Blinds
○Wheelchair	○Chair	○Suitcase	○Slatted grid
○Skis/shoes	○Kotatsu	○Snow shoveling	○Snowboard board
○Golf club	○Electric blanket	○Comforter and mattress	○Snowboard shoes

*Specific home appliances and fire extinguishers (autumn only) will also be collected.

*Please check the flyer distributed to all households for specific dates, items to be collected, and amounts.



Click here for details!





Items that are difficult to process in Shimo-Suwa Town

It cannot be processed at the Cleaning Center or Lake Suwa Clean Center.

Hazardous materials, chemicals, liquids, etc.

Waste oil, gasoline, kerosene, paint, pesticides, etc.
Concrete, gypsum board, construction waste, soil, stone, sand, etc.
Gas cylinders and other high pressure containers, medical waste, gunpowder, tatami mats, items containing mercury(thermometers, blood pressure gauges, etc.)

Please consult your dealer or a specialist.



Large dangerous goods

Metal parts that cannot be easily removed(Examples: tires, batteries, bicycles, electric blankets, electric carpets, fire extinguishers, Spring mats, pickling stones, etc.)

Please contact a large hazardous materials collection or waste disposal company.

Specific home appliances (four types of home appliances)



Tv set



Air conditioner



washing machine, dryer



Refrigerator freezer

In accordance with the "Home Appliance Recycling Law," the above devices are collected by home appliance retailers and recycled by home appliance manufacturers, etc. Collection and transportation fees vary depending on the place of application. For details, please contact the application office or the Home Appliance Recycling Ticket Center (☎ 0120-319640).

Please ask the retailer to return the item or purchase a new product of the same type.

Yes

Method
Apply to participating retailers

Fees/Payment method
Please contact the relevant retailer for details on recycling fees and collection and transportation fees.

No

Transport by yourself

Yes

Method
Direct delivery to the designated collection point

Fees/Payment method
Please pay the appliance recycling fee at the post office in advance and bring it in.

No

Hayashi Metal Industry Co., Ltd. ☎ 0266-21-1640

Address: 3-19-2 Shinmeicho, Okaya City

Reception hours: (Monday to Saturday) 9:00~11:30/13:00~16:30

*A "Home Appliance Recycling Ticket" is required for collection. Recycling fees, etc.

are charged on the Home Appliance Recycling Ticket Please contact the center at 0120-319640.

*Closed on Sundays, national holidays, and during the summer and New Year holidays

If you are unable to use a retail store due to being far away or not knowing where to purchase the item Licensed collection and transportation company (cooperating company)

Tsumura Shoji Co., Ltd. ☎ 0266-27-6208

*Closed on Sundays, national holidays, and during the summer and New Year holidays. Reception hours: (Monday to Friday) 9:00~16:00, (Saturday) 9:00~11:00

*When collecting appliances, a "Home Appliance Recycling Ticket" and a "Collection and Transportation Fee" will be required.

fire extinguisher

Special processing is required. Please contact the company listed below.

■ Chiyoda Co., Ltd. [Specific counter] ☎ 0266-27-2525

■ Fire Extinguisher Recycling Promotion Center Co., Ltd. ☎ 03-5829-6773

Reception hours: 9:00~12:00/13:00~17:00 (excluding Saturdays, Sundays, holidays, New Year's holidays, etc.) <https://www.ferpc.jp/>

Computer recycling

If you know the manufacturer

● Please ask each computer manufacturer to collect them. [free]

Please check with the reception desk of each computer manufacturer or the PC 3R Promotion Association (Inc.) listed below.

*For computers that do not have the PC recycle mark, a recycling fee (including shipping) will be charged.



Computers with no manufacturer

(self-built PCs, PCs from manufacturers that have gone bankrupt or have withdrawn, etc.)

● Please apply to the PC 3R Promotion Association. [There is a fee]

PC 3R Promotion Association ☎ 03-5282-7685

Reception hours: 10:00~17:00 (excluding Saturdays, Sundays, national holidays, summer holidays, year-end and New Year holidays, etc.) <https://www.pc3r.jp/>

*A recycling fee (including shipping) will be charged at the time of collection.

If it is difficult for the manufacturer to recycle it, dispose of it as metals (page 7).

広告

For items that cannot be collected by the town, please contact a waste disposal specialist. (Charges apply)



古い消火器は弊社リサイクル窓口へ
地球にやさしいエコマーク消火器

SDGs
CHYODA 株式会社 チヨダ
〒393-0035
長野県諏訪郡下諏訪町E6-18番地
TEL: 0266-27-2525 FAX: 0266-28-8962

不用品お任せ下さい!! お持ち込みも承ります。
AM8:00~PM4:00

CleanWaste

㈱クリーンウェイト
〒393-0001 下諏訪町2286-1
TEL 0266-28-7328 FAX 0266-27-2250

- 一般廃棄物収集運搬業務
- 産業廃棄物収集運搬処理業務
- 特別管理産業廃棄物収集運搬業務
- 解体工事業
- グリストラップ清掃業
- 各種リサイクル業務

○関連企業
信州ペット霊園
よくくよーは
フリーダイヤル 0120-499408

ごみ収集のプロフェッショナル

T SUMURA
株式会社 津村商事

RECYCLE 紙のリサイクル

段ボール・新聞・雑誌・ボール紙・チラシ・カタログ
書類・伝票・オフィス古紙・牛乳パック・紙バック
事業系古紙・裁断紙・損紙・シュレッダー古紙・残紙
難古紙処理・機密文書細断処理

天竜商事有限会社
スワ資源流通センター

本社 〒393-0082 下諏訪町西弥生町4769
TEL.0266-28-1522 FAX.28-0282

古紙リサイクルステーション 24時間・365日受入
天竜商事下諏訪店・下諏訪駅前店・下諏訪星が丘店

回収依頼はお電話ください。
一般の持込歓迎!

Garbage sorting table

You can check the garbage sorting promotion "app for garbage sorting that could not be published!"



さんあゝる

Below is a table of the main types of garbage that are generated from households. Please refer to it when you are unsure of what to do.

Burnable garbage	P3	Recyclable materials (tree pruning, grass, fallen leaves)	P9
Burnable garbage (large burnable garbage)	P4	Recyclables (old cloth)	P9, P10
Recyclables (aluminum cans, steel cans)	P5	Recyclables (paper)	P10
Recyclables (Plastic bottle)	P6	Plastic resources	P11~P13
Recyclables (colorless bottles, brown bottles, other colored bottles)	P6	Landfill garbage	P14
Recyclables (metal items, small household appliances)	P7	Difficult to process	P17, P18
Recyclables (batteries, fluorescent tubes, light bulbs)	P8	Specified home appliances	P17

※Business waste cannot be disposed of at local waste collection points.

※Please check the recycling marks carefully and separate your items.

	Name	Classification	How to put it out	Page
A	Accordion curtains	Difficult to process	To a specialist.	P17
	Aluminum foil	Burnable garbage		P3
	Air conditioner	Specified home appliances	Take it to a large hazardous materials collection, retailer, or home appliance recycling partner store.	P16, 17
	Air purifier	Recyclables (metals)	If the item does not fit into a recycling bag, please take it to the monthly collection center or the town cleaning center.	P7, 14, 16
	Aquarium (glass)	Landfill garbage	If the garbage does not fit into the landfill garbage bag, take it to the town cleaning center. ※It is easy to confuse them with plastic (acrylic) products, but those with frames or glued corners are made of glass.	P14
	Aquarium (Plastic/Acrylic)	Plastic resources	Anything over 30cm should be disposed of via "monthly collection" or "Town Cleaning Center."	P11, 14, 16
B	Batteries (alkaline batteries, manganese batteries, coin batteries)	Recyclables (batteries, fluorescent tubes, light bulbs)	Take it to your local collection point, town cleaning center, or monthly collection.	P8, 14, 16
	Batteries (NiCd batteries, nickel-hydride batteries, lithium-ion batteries)	Difficult to process	Go to the store where you purchased it or to the electronics store.	P8
	Battery (button battery)	Difficult to process	Go to the store where you purchased it or to the electronics store.	P8
	Batteries (for cars, motorcycles, agricultural machinery, etc.)	Difficult to process	To a dealer, car accessory store, gas station, or large hazardous materials collection point.	P16, 17
	Battery (power tools)	Difficult to process	To the store or electronics store where you purchased the item.	P17
	Battery (mobile battery)	Difficult to process	To the store or electronics store where you purchased the item.	P8
	Bamboo blind	Burnable garbage (large burnable garbage)	Disassemble into 2m x 1.2m or less and deliver to Lake Suwa Clean Center or large To collect dangerous goods.	P4, 16
	Bed (metal)	Difficult to process	If it can be disassembled, separate it by material. If it is difficult to disassemble, send it to a large hazardous materials collection or specialist company. Disassemble into 2m x 1.2m or less and deliver to Lake Suwa Clean Center or large To collect dangerous goods.	P16, 17
	Bed (wooden)	Burnable garbage (large burnable garbage)	The metal was removed and disassembled into 2m x 1.2m pieces for the Lake Suwa Clean Center. If it is difficult to disassemble, please contact a large hazardous materials collection or specialist company.	P4, 16, 17
	Blinds	Burnable garbage (large burnable garbage)	Cut into pieces no larger than 2m x 1.2m and take to the Lake Suwa Clean Center or large hazardous materials collection.	P4, 16
	Bottles (1.8L bottles, beer bottles)	Recyclables (bottles)	Go to store	P6
	Bottles (medicine, pickles, food, beverages, seasonings, cosmetics)	Recyclables (colorless bottles, brown bottles, other colored bottles)	Remove the lids and separate them into colorless, brown, and other colors. District collection points, town cleaning centers, and station east recycling stations to either. Ceramics are considered "landfill waste" and cannot be mixed in.	P6

	Name	Classification	How to put it out	Page
B	Bottles (ointments, nail polish, paints, adhesives, pesticides, etc. medicines)	Landfill garbage	Items that contain residual medicine, solidified pigments, or other contents that remain cannot be recycled and are therefore considered "landfill waste." Medicine bottles contain harmful substances and cannot be recycled and are therefore considered "landfill waste." ※If any contents remain, ask the retailer or a specialist company to dispose of them.	P14
	Bottles (milky white, ceramic, made of pottery)	Landfill garbage	Milky white, ceramic, and earthenware bottles are not considered "bottles" but "landfill waste."	P14
	Brick	Difficult to process	To a specialist	P17
C	Carbon paper	Burnable garbage	Burnable garbage because it cannot be recycled.	P3
	Carpet (electric)	Difficult to process	To large hazardous materials collection or specialist companies.	P16, 17
	Carpet (fabric only)	Burnable garbage (large burnable garbage)	Cut into pieces under 2m and transported to the Lake Suwa Clean Center.	P4
	Cassette tape	Plastic resources/ Burnable garbage	Cut the tape to 30cm or less.	P11
	Carry bag	Difficult to process	For large hazardous materials collection or specialised companies.	P16, 17
	CD-DVD	Plastic resources		P11
	CD Case/DVD Case	Plastic resources		P11
	Cement	Difficult to process	To a specialist.	—
	Child seat	Difficult to process	To large hazardous materials collection or specialist companies.	P16, 17
	Charcoal	Burnable garbage	completely extinguish the fire.The amount you put out at one time should be about one plastic bag's worth. ※If you need to put out a large amount, please contact a specialist company.	P3
	Clothes iron	Recyclables (metals)		P7
	Clothespins	Plastic resources/ Recyclables (metals)	Separate "plastic resources" and "metals" and take them to your local collection point, monthly collection, or town cleaning center.	P11, 14, 16
	Code	Recyclables (metals)		P 7, 14, 16
	Computers and computer peripherals	Difficult-to-process/ Recyclables (metals)	To the manufacturer or the PC 3R Promotion Association.	P18
	Cushion	Burnable garbage	Remove the metal parts and take them to a local collection point or the Lake suwa Clean Center. ※Not eligible for old fabric recycling.	P3, 4
	Curtain	Burnable garbage	remove metal.	P3
	Cup noodle container (plastic)	Plastic resources	Anything that is still dirty is "burnable garbage"	P11
D	Dehumidifier	Recyclables (metals)	If the item does not fit into a recycling bag, please take it to the monthly collection or the town cleaning center.	P 7, 14, 16
	Desiccant	Burnable garbage		P3
	Diapers (paper/cloth)	Burnable garbage	Flush waste down the toilet.	P3
	Dishwasher	Recyclables (metals)/ Difficult to process	If the item does not fit into a recycling bag, please take it to the monthly collection or the town cleaning center.For large items, please take them to a large hazardous materials collection or a specialized company.	P 7, 14, P16, 17
E	Electric assist bicycle	Difficult to process	To large hazardous materials collection or specialist companies.	P16, 17
	Electric blanket	Difficult to process	To large hazardous materials collection or specialist companies.	P16, 17
	Electric carpet	Difficult to process	To large hazardous materials collection or specialist companies.	P16, 17
	Electric fan	Recyclables (metals)	If the item does not fit into a recycling bag, please take it to the monthly collection or the town cleaning center.	P 7, 14, 16
F	Fan heater	Recyclables (metals)		P 7, 14, 16
	Fire extinguisher	Difficult to process	Autumn large-scale hazardous materials collection or specialist companies.	P16, 18
	Flower vase (glass or ceramic)	Landfill garbage	Wrap broken items in paper.	P14
	Freezer	Specified home appliances	Take it to a large hazardous materials collection, retailer, or home appliance recycling partner store.	P17
	Futon	Burnable garbage (large burnable garbage)	remove metal.Take it to the Lake Suwa Clean Center, local collection point, or large hazardous materials collection.	P3, 4, 16
G	Game machine	Recyclables (metals)	Be sure to remove the battery.	P 7
	Gas stove (built-in type)	Recyclables (metals)	If the item does not fit into a recycling bag, please take it to the monthly collection or the town cleaning center.	P 7, 14, 16

	Name	Classification	How to put it out	Page
G	Gasoline	Difficult to process	To dealerships and gas stations.	—
	Grass	Recyclables (tree pruning, grass and leaves)/Burnable garbage	Remove any foreign objects such as soil, vinyl, or rubbish and dispose of them as recyclable waste (P9) or burnable waste (P3, P4)	P3, 4, 9
H	Heat pad(disposable)	Burnable garbage		P3
	Humidifier	Recyclables (metals)	If the item does not fit into a recycling bag, please take it to the monthly collection center or the town cleaning.	P7, 14, 16
I	Ink cartridge	Recyclables (ink cartridges)	To your retailer or ink cartridge collection box.	P15
	Ink ribbon	Burnable garbage		P3
K	Kerosene	Difficult to process	To a dealer, gas station, or specialist dealer.	P17
	Kotatsu	Difficult to process	To large hazardous materials collection or specialist companies.	P16, 17
	Kotatsu board (wooden)	Burnable garbage (large burnable garbage)	Please disassemble the item into pieces measuring 2m x 1.2m or less and take it to the Lake Suwa Clean Center or to a large hazardous materials collection.	P4, 16
	Kotatsu board (plastic/metal)	Difficult to process	To large hazardous materials collection or specialist companies.	P16, 17
L	Lighter(disposable)	Burnable garbage	Always use up gas.	P3
	Leaf	Recyclables (tree pruning, grass and leaves)/Burnable garbage	Remove any foreign objects such as soil, plastic, or rubbish. Dispose of as recyclable waste (P9) or burnable waste (P3, P4)	P3, 4, 9
	LED light bulb	Recyclables (batteries, fluorescent tubes, light bulbs)	Take it to your local collection point, town cleaning center, or monthly collection.	P8, 14, 16
	Lighting cover	Plastic resources	Anything over 30cm should be disposed of via "monthly collection" or "Town Cleaning Center."	P11, 14, 16
	Light bulb	Recyclables (light bulbs)	Take it to your local collection point, town cleaning center, or monthly collection.	P8, 14, 16
	Lighter (metal/refillable type)	Recyclables (metals)	Make sure to use up all the gas.	P7
M	Magnet	Recyclables (metals)		P7
	Mattress (with springs)	Difficult to process	To large hazardous materials collection or specialist companies.	P16, 17
	Microwave oven	Recyclables (metals)	If the item does not fit into a recycling bag, please take it to the monthly collection or the town cleaning center.	P7, 16, 17
	Mirror	Landfill garbage	Anything that doesn't fit into the landfill bag should be taken to the town cleaning center.	P14
	Mirror stand	Burnable garbage (large burnable garbage)	Glass (landfill waste) and metal are removed. Please disassemble the item into pieces measuring 2m x 1.2m or less and take it to the Lake Suwa Clean Center or to a large hazardous materials collection.	P3, 4
	Mobile phone (smart phone)	Difficult to process/ Recyclable materials (metals)	Go to store.*If collection at the retailer is difficult, dispose of the item as "metal" (be sure to remove any SD cards containing personal information, etc.)	—
O	Oil (edible)	Burnable garbage	Solidify or absorb with newspaper or cloth and dispose as "burnable garbage"	P3
	Oven range	Recyclables (metals)	If the item does not fit into a recycling bag, please take it to the monthly collection or the town cleaning center.	P7, 14, 16
P	Pesticide	Difficult to process	To your dealer or specialist.	P17
	Piano	Difficult to process	To the store or electronics store where you purchased the item.	P17
	Plastic bottle	Recyclables (plastic bottle)	Remove the lid and label.	P6
	Pot	Recyclables (metals)	Remove non-metal items and separate according to material.	P7
	Pot lid (glass)	Landfill garbage	Remove anything other than glass (knobs, etc.) and separate according to material.	P14
	Pot lid (metal)	Recyclables (metals)	Remove non-metallic parts and separate according to material.	P7
	PP band	Plastic resources/ Burnable garbage	Cut to 30cm or less. Items that cannot be cut into pieces of 30cm or less are considered "burnable garbage."	P11
	Printer	Recyclables (metals)	If the item does not fit into a recycling bag, please take it to the monthly collection or the town cleaning center.	P7, 14, 16
R	Refrigerator	Specified home appliances	Take it to a large hazardous materials collection, retailer, or home appliance recycling partner store.	P17
	Rice cooker	Recyclables (metals)	If it does not fit into a recyclable bag, please take it to the monthly collection or the town cleaning center. If it is large, take it to the large hazardous materials collection or a specialized company.	P7, 14 P16, 17
	Roof tiles	Difficult to process	To a specialist.	—
	Rubble	Difficult to process	To a specialist.	—

	Name	Classification	How to put it out	Page
R	Rubber hose	Burnable garbage	Remove metal	P3
	Rucksack	Difficult to process	If it can be disassembled, it will be separated by material.If it is difficult to disassemble, please contact a large hazardous materials collection or specialist company.	P16, 17
S	Sandal	Burnable garbage	Remove metal	P3
	Saw	Recyclables (metals)	Remove non-metal items and separate according to material. Wrap blades in newspaper or similar and label them as "knives."	P7
	School bag	Difficult to process	If it can be disassembled, it will be separated by material.If it is difficult to disassemble, please contact a large hazardous materials collection or specialist company.	P16, 17
	Scoop (Plastic)	Plastic resources	Remove dirt, metal, etc. *Metal shovels are classified as "metals"	P11
	Sewing machine (electric tabletop)	Recyclables (metals)	If the item does not fit into a recycling bag, please take it to the monthly collection or the town cleaning center.	P7,14,16
	Sewing machine (large, foot-operated)	Difficult to process	For large hazardous materials collection or specialised companies.	P16, 17
	Shoes (safety shoes, hiking shoes, tabi socks)	Burnable garbage / Difficult to process	remove metalIf disassembly is difficult, take it to a large hazardous materials collection or specialist company.	P3, 7 P16, 17
	Sheets	Recyclables (old cloth) / Burnable garbage	Wash reusable items, place them in clear plastic bags and drop them off in the old cloth collection box.Dirty or damaged items are "burnable garbage"	P3, 9,10
	Skis, ski boots, ski poles	Difficult to process	To large hazardous materials collection or specialist companies.	P16, 17
	Skate shoes	Difficult to process	To large hazardous materials collection or specialist companies.	P16, 17
	Snowboarding	Difficult to process	To large hazardous materials collection or specialist companies.	P16, 17
	Sofa	Burnable garbage (large burnable garbage) / Difficult to process	Cut into pieces of 2m x 1.2m or less and send to the Lake Suwa Clean Center or To collect large hazardous materials	P4,16,17
	Soil	Difficult to process	In-house processing. ※If you cannot dispose of the item yourself, contact a professional company.	P17
	Spray can	Recyclables (metals)	Use up the contents and make sure to poke a hole in it. ※Spray cans are considered "metal" whether they are made of aluminum or steel.	P7
	Stove (oil)	Recyclables (metals)	※Please remove kerosene and batteries. If they do not fit into the recycling bag, please take them to the monthly collection or the town cleaning center.	P7,14,16
	Stove (electric/gas)	Recyclables (metals)	If the item does not fit into a recycling bag, please take it to the monthly collection or the town cleaning center.For large items, please take them to a large hazardous materials collection or a specialized company.	P7, 14 P16, 17
	Stroller	Difficult to process	To large hazardous materials collection or specialist companies.	P16, 17
	Suitcase	Difficult to process	To large hazardous materials collection or specialist companies.	P16, 17
T	Tatami	Difficult to process	To your dealer or specialist.	P17
	Thermos (bottle)	Recyclables (metals)	If the item does not fit into a recycling bag, please take it to the monthly collection or the town cleaning center.	P7,14,16
	Thermometer (containing mercury)	Difficult to process	To collect large hazardous materials.	P16
	Thermometer (battery type)	Recyclables (metals)	Be sure to remove the battery.	P7
	Tire	Difficult to process	To large hazardous materials collection or specialist companies.	P16, 17
	Trees (Garden trees and pruned branches)	Recyclables (tree pruning, grass and leaves) / Burnable garbage	Remove any foreign objects such as soil, vinyl, or rubbish and dispose of them as recyclable waste (P9) or burnable waste (P3, P4).	P3, 4, 9
	TV	Specified home appliances	Take it to a large hazardous materials collection, retailer, or home appliance recycling partner store.	P17
	TV stand (metal)	Recyclables (metals)	If the item does not fit into a recycling bag, please take it to the monthly collection or the town cleaning center.	P7,14,16
	TV stand (wooden)	Burnable garbage (large burnable garbage) / Difficult to process	Remove the metal and disassemble into pieces of less than 2m x 1.2m to Lake Suwa Clean Center.	P4,16, 17
U	Umbrella	Recyclables (metals)	Remove non-metallic items and dispose of as burnable garbage.	P7
V	Vacuum cleaner	Recyclables (metals)	If the item does not fit into a recycling bag, please take it to the monthly collection or the town cleaning center.	P7,14,16
W	Wood(Construction waste from demolition, etc.)	Difficult to process	To a specialist.	—
	Washing machine	Specified home appliances	Take it to a large hazardous materials collection, retailer, or home appliance recycling partner store.	P17

Notice from the town



Shimosuwa Town's initiative to recycle food waste

Food waste recycling business

We compost and recycle food waste from your home at no cost to you. Collection containers and bags will also be provided.

Applications are accepted at any time.

Please register using the QR code on the right, or contact the Resident and Environment Division.

A brief explanation will be given at the time of application.

We ask for your cooperation in this project, including reducing the amount of burnable waste and creating high-quality compost.

Register here!



Subsidy for installing food waste processing equipment

Subsidies are available for households who purchase and install food waste processing equipment to process food waste at home.

● The purchase price for one unit is

Between 2,000 and 10,000 yen (tax included)

Within 8/10 of the purchase amount

[Maximum 5,000 yen]

● The purchase price for one unit is

Items over 10,000 yen including tax

Up to 2/3 of the purchase amount

[Maximum 50,000 yen]

Applications are accepted at the Resident and Environment Division.

① Proof of purchase ② Instruction manual

(Something that identifies the manufacturer and product) ③ Please bring something that shows your account number.

If you have any questions, please contact the Resident and Environmental Affairs Division.

About support for taking out garbage

If you have difficulty putting out your trash at the local collection point, you may be able to use the Shimo-Suwa Town Social Welfare Council's "Neighborhood Circle Project" (paid volunteer work) or a private company to help you. If you have any questions, please contact us. *For more information, please visit Nikottogurashi Navi Shimosuwa (<https://www.navi-shimosuwa.jp/>). Consultation: Shimosuwa Town Social Welfare Council, Regional Welfare Promotion Section, Planning Promotion Group, 0266-27-8886



↑ Click here for details

About illegal dumping

"Illegal dumping" of waste is a crime. No one should dispose of waste carelessly.

If you do so, you may be punished by imprisonment of up to five years or a fine of up to 10 million yen, or both. If you discover illegal dumping, please contact the nearest police station.

About business-related general waste

Waste generated during business activities must be disposed of by the waste generator at its own responsibility.

Discharge method	Do not dispose of at local collection points. Separation of waste shall be carried out at the same level as that for general household waste. • Do not mix in industrial waste (20 designated types, etc.). • If you take it directly to the Shimo-Suwacho Cleaning Center or the Lake Suwa Clean Center, you will need to pay a processing fee of 160 yen per 10 kg.
Collection and transportation method	The business operator transports it himself. Alternatively, transportation can be entrusted to a general waste collection and transportation company.